



Customer Services, Operations, and Safety Committee

Board Information Item IV-A

May 8, 2008

**MTPD Jurisdiction, Deployment, Crime
Statistics and Camera Information**

**Washington Metropolitan Area Transportation Authority
Board Action/Information Summary**

Action
 Information

MEAD Number:
None

Resolution:
 Yes No

PURPOSE

To provide the Board with requested information on MTPD jurisdiction, deployment, crime statistics and camera systems.

DESCRIPTION

The MTPD was established on June 4, 1976 by Congress to provide protection for WMATA patrons, personnel, and transit facilities. Since then, the MTPD has grown to an authorized strength of 420 sworn members. In an ongoing effort to combat crime and terrorism, the department utilizes several patrol strategies to include targeted train inspections, high intensity targeted enforcement, rail anti-crime target shift and an auto theft unit. Year-to-date comparisons show that larcenies and robberies are up in 2008 while aggravated assaults and motor vehicle thefts are down during the same period. There are 1,041 cameras in the Metrorail system and 3,575 cameras on 715 Metro buses.

FUNDING IMPACT

There is no funding impact.

NEXT STEPS

The MTPD will provide the Board with monthly updates on crime statistics and patrol initiatives.



Metro Transit Police Jurisdiction, Deployment, Crime Statistics and Camera Information

Presented to the WMATA Board of Directors:

**Customer Service, Operations, and Safety
Committee**


May 8, 2008





Public Law 94-306 Section 76

- “The jurisdiction of the Metro Transit Police shall be limited to all transit facilities (including bus stops) owned, controlled or operated by the Authority...”
- Public Law 100-285 April 7, 1988 defined bus stop as the “area within 150 feet of a Metrobus bus stop sign, excluding the interior of any building not owned, controlled, or operated by WMATA.”





Deployment

- The MTPD has an authorized strength of 420 sworn police officer positions and 130 non-sworn positions.
- 326 police officers are assigned to patrol, 48 are assigned to field services and 46 are assigned to protective services.
- 8 plainclothes officers are assigned to Metrorail, 16 to Metrobus, and 5 to auto theft.





Deployment

MTPD specialty units:

- Special Response Team
- Evidence Technicians
- Bicycle Patrol
- Civil Disturbance Teams
- Canine Teams
- Explosive Ordinance Disposal
- Motorcycle Unit
- Hazardous Materials Teams





Deployment

- Targeted Train Inspections – Large numbers of uniformed administrative officers saturate random Metrorail stations during rush hours and visually inspect trains for suspicious items or activities.
- High Intensity Targeted Enforcement – Uniform and plainclothes officers inundate specific Metrobus routes in response to trends in crime or generated complaints.
- Rail Anti-Crime Target Shift – Plainclothes officers assigned to Metrorail to target robberies, bike thefts, vandalism and enforce public conduct ordinance violations.
- Auto Theft Unit – Plainclothes officers conduct surveillance and make arrests in parking lots that experience crime such as stolen autos, attempted stolen autos, and theft from autos.



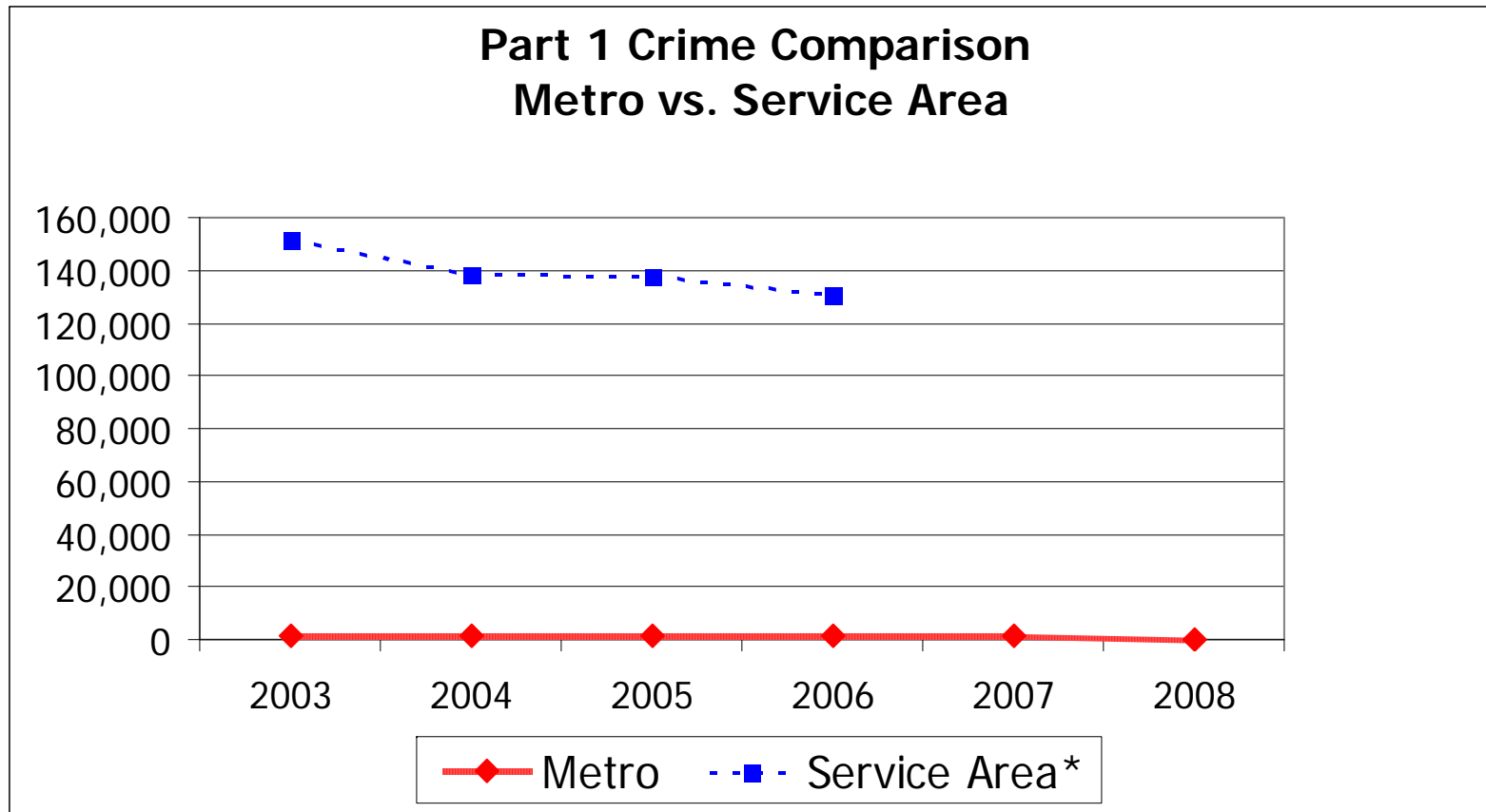
Metro Transit Police Crime Report Calendar Year 2003 - 2008

Part 1 Crime	2003	2004	2005	2006	2007	2008 YTD
Aggravated Assault	98	89	91	101	93	18
Burglary	0	0	2	1	1	1
Homicide	1	0	0	0	0	0
Larceny	568	580	482	554	688	147
Motor Vehicle Theft	354	277	248	259	279	45
Rape	0	5	0	2	0	0
Robbery	238	290	322	352	414	144
Total	1,259	1,241	1,145	1,270	1,475	355



Part 1 Crime Comparisons

Metro Police Reports vs. Service Area



* Service area includes the District of Columbia, Prince George's County, Montgomery County, City of Alexandria, Arlington County and Fairfax County.

*2007 and 2008 statistics are not complete.

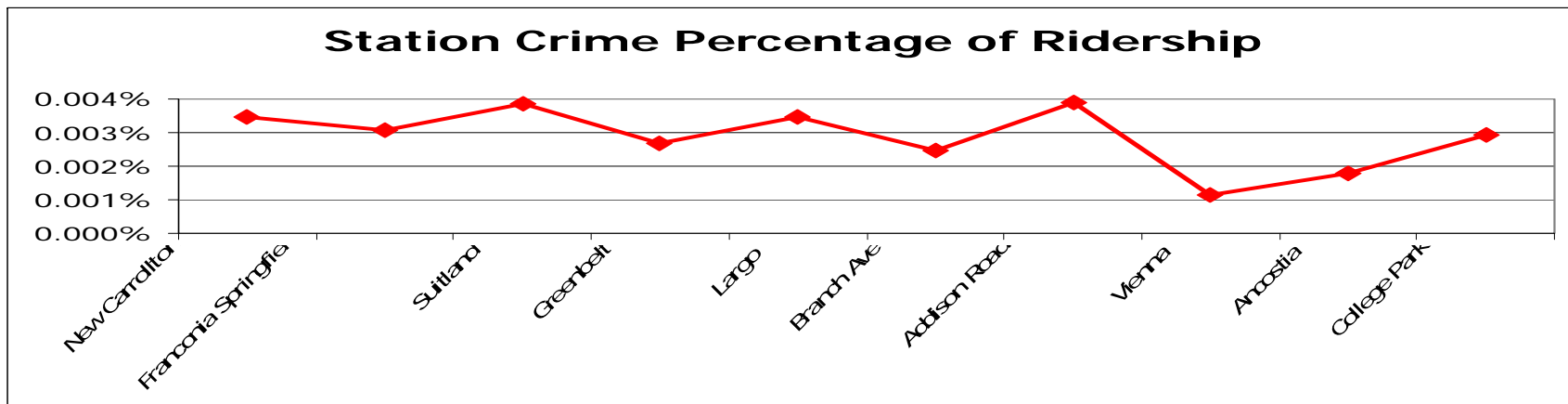
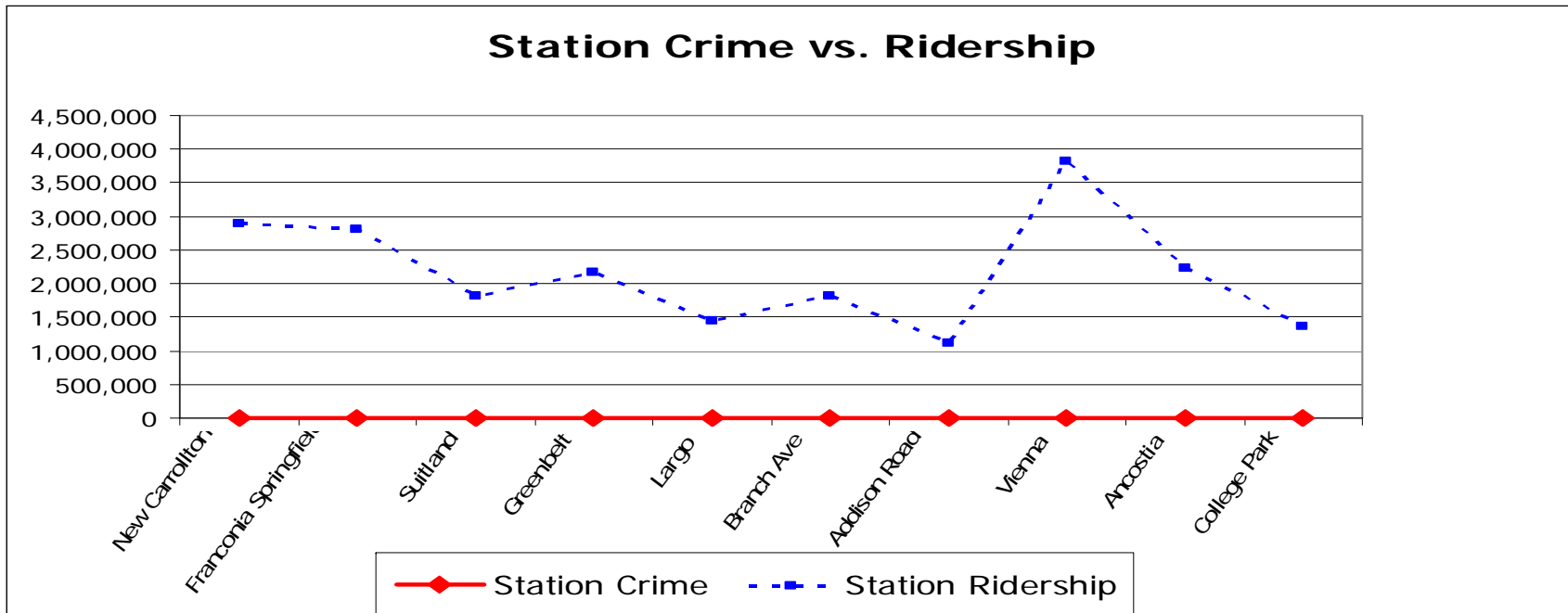


Stations Experiencing Most Part 1 Crime CY 2007

	Aggravated Assault	Auto Theft	Grand Larceny	Petty Larceny	Robbery	Totals
New Carrollton	2	36	15	36	11	100
Franconia Springfield	0	42	28	15	1	86
Suitland	1	21	13	24	11	70
Greenbelt	0	12	25	18	3	58
Largo Town Center	2	11	2	25	10	50
Branch Avenue	0	19	11	15	0	45
Addison Road	2	5	7	23	6	43
Vienna	0	10	22	11	0	43
Anacostia	1	4	1	2	32	40
College Park	0	6	21	12	1	40



CY 2007 Top Ten Stations Experiencing Part 1 Crime vs. Station Ridership





Assaults on Bus Operators

- In 2006, there were 127 assaults on bus operators. In 2007, there were 86 assaults. In 2008, there have been 18 assaults year-to-date with police reports.
- For 2007, 80% of the reported assaults occurred in the District of Columbia. 11% occurred in State of Maryland and 6% in the Commonwealth of Virginia.
- The MTPD has initiated efforts to double the size of the authorized strength of our plainclothes officers assigned to the Metrobus enforcement division.
- Current analysis of operator assaults reveals seven bus routes that experience an elevated level of crime. These routes have been targeted by new personnel to address threats against the operators.



Bus Routes Experiencing High Levels of Incidents

- X2 - (Minnesota Avenue to 18th and C Streets N. W.) DC First District
- U8 - (Texas Avenue, Division Road Area)- DC Sixth District
- W4 - (Alabama Avenue, Deanwood Area)- DC Sixth and Seventh District
- B2 - (Bladensburg Road, DC General, Martin Luther King Jr. Avenue, Potomac Avenue, Minnesota Avenue, Anacostia Area) - DC Fifth and Seventh District
- 40, 42 - (Mt Pleasant/Columbia Heights Areas) - DC Third District
- P12 - (Oxon Hill, Eastover, Addison Road Area)- DC Third and Fourth Districts
- 70 - (Silver Spring, Georgia Avenue Corridor, Buzzards Point) - Montgomery County, - DC First, Third and Fourth Districts



Significant Facts

- In 2007, the MTPD received 66,103 calls for service, made 1,526 arrests, issued 4,708 criminal/civil citations, issued 33,471 traffic citations and wrote 2,387 fare evasion citations.
- The probability of being a victim of a Part 1 crime in the Metro system is 2.09 per million customers.



Camera Systems

- There are 1041 cameras in the Metrorail system. 715 Metro buses are equipped with 5 cameras each (total of 3,575).
- The MTPD is exploring the use of license plate reader technology.





Camera Systems

- In November 2006, a camera was installed at the U Street Station (west entrance).
- The camera is mounted above eye level and in obvious view of the public. The camera provides identification quality resolution up to 150 feet.
- Since the installation of this camera, we have experienced a consistently low level of reported crime. One assault reported in 2008 and closed with an arrest.





Benchmarking Assessment and Five-Year Strategic Planning Process

- To remain an elite organization, the MTPD is committed to continual improvement.
- To conduct the benchmarking assessment:
 - data collection and analysis plan will be developed, approved and implemented;
 - results will be documented and evaluated;
 - performance measures will be established to define where we are right now; and
 - needs will be identified.



Five-Year Strategic Planning

- MTPD is also initiating a strategic planning process to:
 - establish a vision for the future,
 - help identify and manage the many challenges that we face as an organization, and
 - optimize our operational efficiency.

