

WASHINGTON METROPOLITAN TRANSIT AUTHORITY  
600 FIFTH STREET, NW  
WASHINGTON, DC 20001

Tender Number: IFB-FQ18004/KKB  
Date of Issuance: September 21, 2017  
Tender Due Date: September 27, 2017

ADDENDUM NO. 02  
TO  
INVITATION FOR BIDS  
FOR

Replacement of Farragut North Condenser Piping  
IFB FQ18004/KKB

TO WHOM IT MAY CONCERN:

The Invitation for Bids for Bid Documents accompanying IFB FQ18004/KKB requesting proffers for above procurement action are herewith changed in part as listed below. The changes are bolded and denoted with **CLOUD** signs.

1. **DRAWINGS**

<u>DELETE</u>	<u>SUBSTITUTE</u>	<u>DESCRIPTION</u>
Drawing No. CWPA01-E-101 Sheet No. 53 of 53, in its entirety	Drawing Nos. CWPA01-E-101, Sheet No. 53 of 53, Addendum No. 02	Revised Notes No. 3 on the drawing No. CWPA01-E-101 Sheet no. 53 of 53

2. There are no further changes.

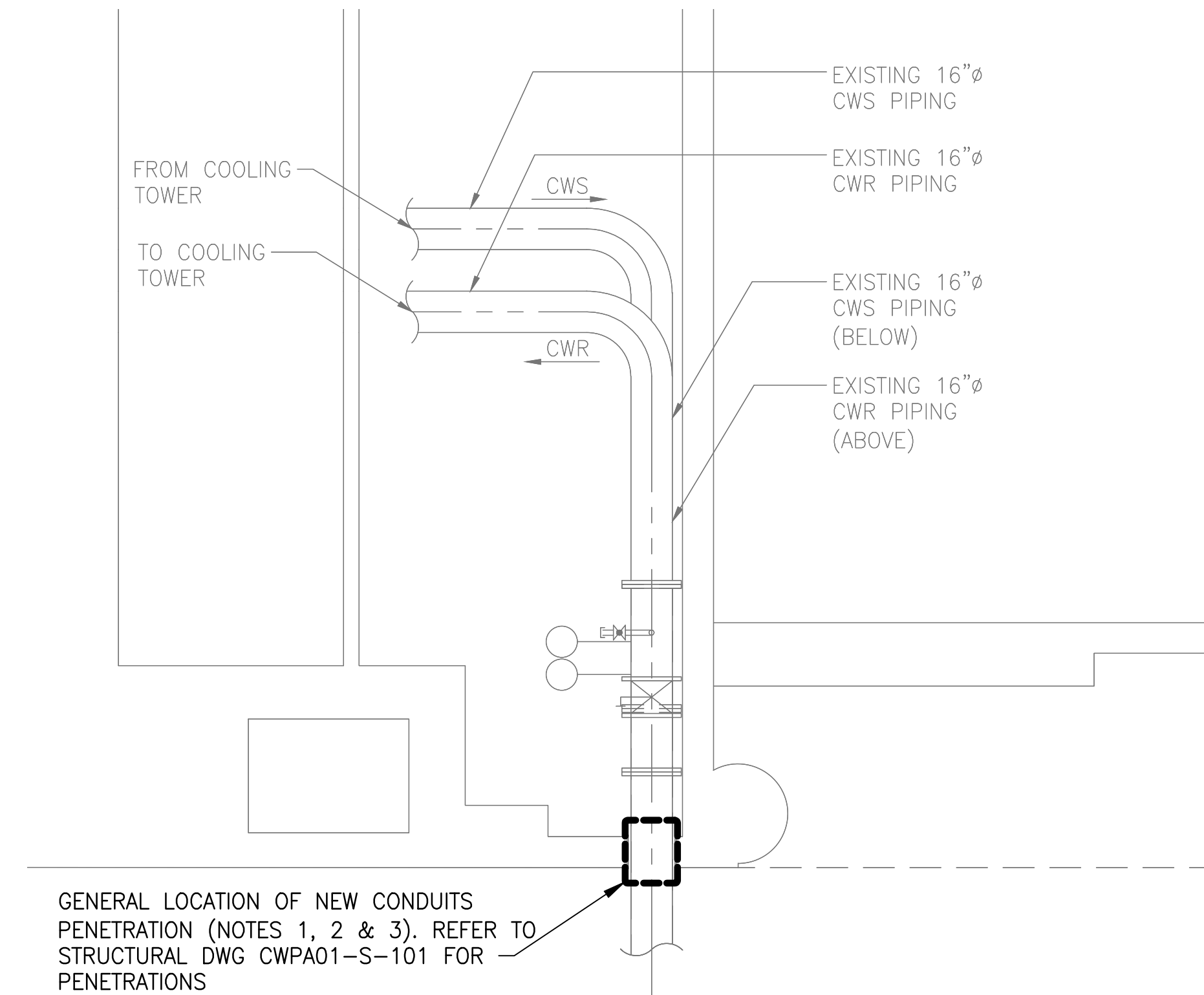
3. THE SOLICITATION PROVISIONS ENTITLED "SOLICITATION AMENDMENT" IS APPLICABLE TO THIS ADDENDUM. THE CHANGES SET FORTH ARE HEREWITH INCORPORATED INTO THE ABOVE CITED SOLICITATION. THE HOUR AND DATE SPECIFIED FOR RECEIPT OF PROFFERS IS NOT EXTENDED AND WILL REMAIN September 27, 2017 AT 2:00 PM EST.

4. Acknowledgement: Offerors are required to acknowledge receipt of this addendum on Proposal Form in the space provided. Failure to acknowledge all Addenda may cause the proffer to be considered non-responsive to the invitation, which may cause its rejection.

\*\*\*\*\*

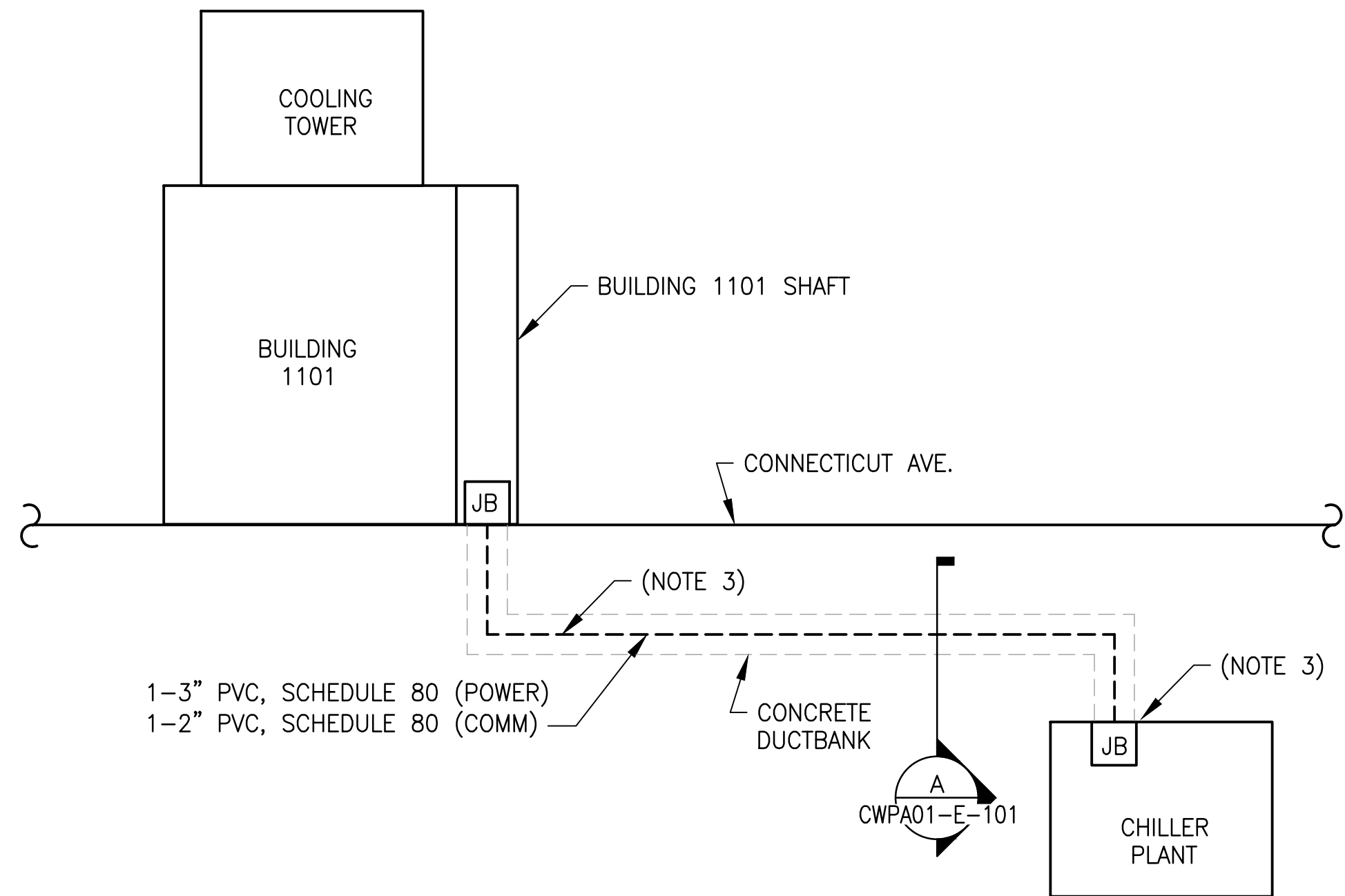
Issued By: \_\_\_\_\_

Judy Ann Davis, Contracting Officer, Office of Procurement and Materials



1 FLOOR PLAN  
CWP01-E-101

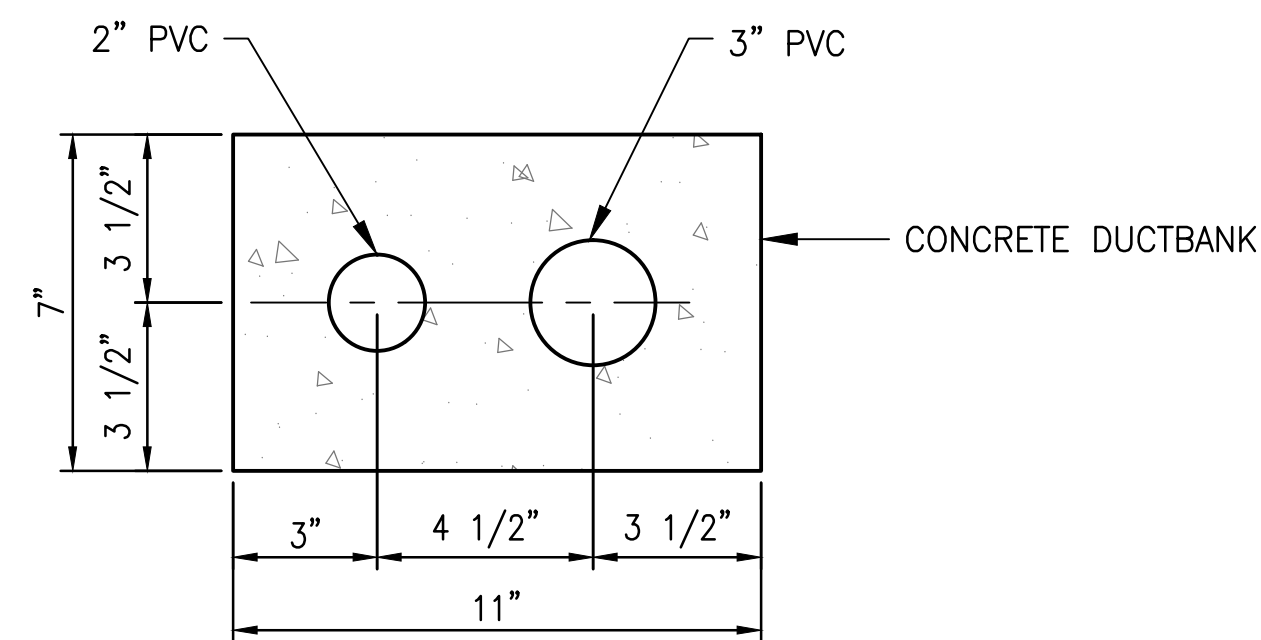
SCALE: 1/4"=1'-0"



2 DUCTBANK PLAN  
CWP01-E-101

SCALE: NONE

(SEE DWG. CWP01-C-107, DETAIL C FOR DUCTBANK SECTION VIEW)




A SECTION  
CWP01-E-101

SCALE: 3"=1'-0"

(TO BE INCORPORATED WITH CONDENSER PIPING TRENCH)

NOTES:

- CONTRACTOR SHALL COORDINATE WITH THE AR FOR CONDUIT REQUIREMENT.
- 1-2" & 1-3" SCHEDULE 80 PVC CONDUITS.
- THE CONTRACTOR SHALL FOLLOW THE EXISTING CONDUIT ROUTING FOR THE NEW CONDUITS. HOWEVER, CONDUIT RUN BETWEEN THE ROOM AND THE COOLING TOWER AREA SHALL BE IN CONCRETE DUCTBANK ALONG WITH THE CONDENSATE PIPING. REFER TO DWGS:  
CWP01-M-104  
CWP01-M-105  
CWP01-M-106  
CWP01-M-302  
CWP01-C-103  
CWP01-C-106  
CWP01-C-107  
CWP01-A-501  
CWP01-A-502
- AT BOTH ENDS, THE CONDUITS SHALL TERMINATE IN THE JUNCTION BOX FOR FUTURE EXTENSION. EXACT LOCATION SHALL BE COORDINATED IN THE FIELD WITH CIVIL AND MECHANICAL DISCIPLINES.
- THE CONDUITS SHALL RUN IN CONCRETE-ENCASED DUCTBANK ALONGSIDE THE NEW PIPING. REQUIRED LENGTH SHALL BE ASSESSED FROM CIVIL AND UTILITIES DRAWINGS.
- POWER CONDUIT SIZE IS BASED ON 3#250 KCMIL + 1#1 AWG GND FOR 4-25HP FAN MOTORS COOLING TOWER. FAN MOTOR SIZES WERE OBTAINED FROM MECHANICAL DISCIPLINE. PROVIDE JUNCTION BOXES AT INTERVALS BASED ON NEC.
- CONDUITS SHALL HAVE PULL STRINGS INSTALLED AND LEFT IN THE CONDUIT TO PULL COMMUNICATION AND ELECTRICAL WIRES.



<div>DESIGNED <u>B. IDILBI</u> 06/27/17 DATE</div> <div>DRAWN <u>Y. MCAFEE</u> 06/27/17 DATE</div> <div>CHECKED <u>D. KHAN</u> 08/15/17 DATE</div>	REFERENCE DRAWINGS		REVISIONS				<div><div><div>M</div><div>metro</div></div><div>WASHINGTON METROPOLITAN AREA TRANSIT AUTHORITY</div><div>DEPARTMENT OF DESIGN AND CONSTRUCTION SERVICES</div><div>OFFICE OF INFRASTRUCTURE RENEWAL PROGRAM</div><div><div><div><div>Mark H. Magnuson</div><div>8/15/2017</div><div>DATE</div></div><div><div>J.C.C.</div><div>8/15/2017</div><div>DATE</div></div></div></div></div>	REPLACEMENT OF FARRAGUT NORTH & DUPONT CIRCLE CONDENSER PIPING ELECTRICAL - 1101 CONNECTICUT AVENUE BASEMENT PLAN AND SECTION - NEW WORK				
	NUMBER	TITLE	DATE	NUM	DESCRIPTION			M NO.	CONTRACT NO.	SCALE	DRAWING NO.	SHEET NO.
			08/15/17	0	FINAL SUBMITTAL			M1298	FQ-18004	AS NOTED	CWPA01-E-101	53 of 53
			09/21/17	1	AMENDMENT #2							